계단 손잡이 점자표지판 설치법

01 점자표기방식

묵자 | → 3층 재활교육팀

풀어쓰기 | → 3ㅊㅡㅇ ㅈㅐㅎㅏㄹㄱㅛㅠㄱㅌㅣㅁ

점자 | 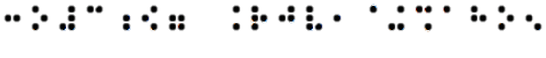

02 점자표지판 내용

화살표 목적지 층수 목적지 주요시설명

03 점자의 촉지방향

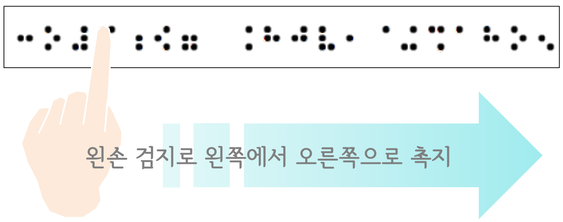

04 설치 방향

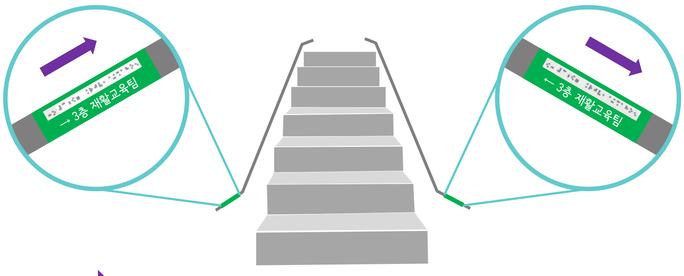

촉지방향 손잡이와 마주보고 서서, 왼쪽에서 오른쪽 방향으로

05 설치 각도

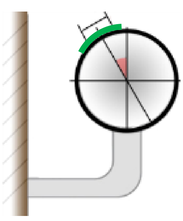

벽쪽으로 15˚정도 기울여 설치

Copyrights © 2014 KBUFAC